

Ages 7 to Adult

EI-2978

KANOODLE[®]

A caboodle of brain-teasing puzzles!



WARNING:

CHOKING HAZARD—Small parts.
Not for children under three (3) years.

Now with
200
NEW
puzzles!

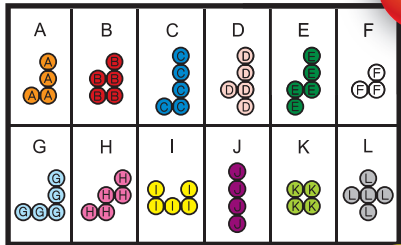
The Puzzles

There are 6 levels of 2-D (rectangle) puzzles and 3 levels of 3-D (pyramid) puzzles. Levels 1 and 2 of the 2-D puzzles are great for young children. As the levels increase, the puzzles become progressively more difficult. The 3-D puzzles are considerably more difficult than the 2-D puzzles, so it's a good idea to begin with the 2-D puzzles and work your way up in difficulty.




The Noodles

Every Kanoodle puzzle uses all 12 of the noodles (puzzle pieces). Each noodle is unique and designated with a letter. Each puzzle has a diagram, indicating where to place some of the noodles. Your challenge is to use the remaining noodles to fill in every remaining space on the board.



2-D Puzzles



Do not move noodles once you have placed them into position according to the diagram.

Why are some spaces colored?

In a 2-D puzzle, colored spaces with letters indicate which noodles you should use and where to place them to set up the problem.

Use only the remaining noodles to fill in the empty spaces.


Kanoodle Levels for the 2-D Puzzles

Level	Description of difficulty
Level 1 - Pro	Easy – best for very young children
Level 2 - Super Pro	Simple – still fairly easy, a good challenge for younger kids who have mastered Level 1
Level 3 - Champ	Moderate – a bit more challenging and a good place for an adult or more experienced puzzler to begin
Level 4 - Whiz	Difficult – a brain workout
Level 5 - Expert	Very Difficult – extremely rewarding to complete one of these
Level 6 - Genius	Advanced – Wow! We're impressed if you can solve Level 6.


Instructions for 2-D puzzles

1. Remove the 12 noodles from the case and put them on the tray (see figure 1).
2. Turn to a 2-D puzzle (see figure 2).
Place the 11 noodles on the board, exactly as shown in the picture (see figure 3).
3. Fill up the empty space with the last noodle (see figure 4). You've completed your first Kanoodle puzzle!

Repeat steps 1-3 for the puzzles on the following pages. It's best to begin with the easier levels and work your way up to the higher levels as you gain proficiency. After you have solved all the 2-D puzzles and the 2-D Kanoodle Quiz, you are ready to start the 3-D pyramid puzzles.



2



Choose your puzzle.

3



Set up the puzzle.

4



Solve the puzzle.

Level 1 Pro

1



2



3



4



5



6



Put 11 noodles on the board as shown in each puzzle. Do not move noodles that are in position. To solve the puzzle, fill up the last space with the twelfth noodle.

7



8




9



10



11



12



Put 11 noodles on the board as shown in each puzzle. Do not move noodles that are in position. To solve the puzzle, fill up the last space with the twelfth noodle.

Level 2 Super Pro

13



14



15



16



17



18



Put 10 noodles on the board as shown in each puzzle. Do not move noodles that are in position. To solve the puzzle, fill up the remaining spaces with the last 2 noodles.

19



20



21



22



23



24



Put 10 noodles on the board as shown in each puzzle. Do not move noodles that are in position. To solve the puzzle, fill up the remaining spaces with the last 2 noodles.

Level 2 Super Pro

25



26



27



28



29



30



Put 10 noodles on the board as shown in each puzzle. Do not move noodles that are in position. To solve the puzzle, fill up the remaining spaces with the last 2 noodles.

31



32



33



34



35



36



Put 10 noodles on the board as shown in each puzzle. Do not move noodles that are in position. To solve the puzzle, fill up the remaining spaces with the last 2 noodles.

Level 2 Super Pro

37



38



39



40



41



42



Put 10 noodles on the board as shown in each puzzle. Do not move noodles that are in position. To solve the puzzle, fill up the remaining spaces with the last 2 noodles.

Level 3 Champ

43



44



45



46



47



48



Put 9 noodles on the board as shown in each puzzle. Do not move noodles that are in position. To solve the puzzle, fill up the remaining spaces with the last 3 noodles.

Level 3 Champ

49



50



51



52



53



54



Put 9 noodles on the board as shown in each puzzle. Do not move noodles that are in position. To solve the puzzle, fill up the remaining spaces with the last 3 noodles.

55



56



57



58



59



60



Put 9 noodles on the board as shown in each puzzle. Do not move noodles that are in position. To solve the puzzle, fill up the remaining spaces with the last 3 noodles.

Level 3 Champ

61



62



63



64



65



66



Put 9 noodles on the board as shown in each puzzle. Do not move noodles that are in position. To solve the puzzle, fill up the remaining spaces with the last 3 noodles.

67



68



69



70



71



72



Put 9 noodles on the board as shown in each puzzle. Do not move noodles that are in position. To solve the puzzle, fill up the remaining spaces with the last 3 noodles.

Level 4 Whiz

73



74



75



76



77



78



Put 8 noodles on the board as shown in each puzzle. Do not move noodles that are in position. To solve the puzzle, fill up the remaining spaces with the last 4 noodles.

79




80



81



82



83



84



Put 8 noodles on the board as shown in each puzzle. Do not move noodles that are in position. To solve the puzzle, fill up the remaining spaces with the last 4 noodles.

Level 4 Whiz

85



86



87



88



89



90



Put 8 noodles on the board as shown in each puzzle. Do not move noodles that are in position. To solve the puzzle, fill up the remaining spaces with the last 4 noodles.

91



92



93



94



95



96



Put 8 noodles on the board as shown in each puzzle. Do not move noodles that are in position. To solve the puzzle, fill up the remaining spaces with the last 4 noodles.

Level 4 Whiz

97



98



99



100



101



102



Put 8 noodles on the board as shown in each puzzle. Do not move noodles that are in position. To solve the puzzle, fill up the remaining spaces with the last 4 noodles.

Level 5 Expert


103



104



105



106



107



108



Put 7 noodles on the board as shown in each puzzle. Do not move noodles that are in position. To solve the puzzle, fill up the remaining spaces with the last 5 noodles.

Level 5 Expert


109



110



111



112



113



114



Put 7 noodles on the board as shown in each puzzle. Do not move noodles that are in position. To solve the puzzle, fill up the remaining spaces with the last 5 noodles.

115



116



117



118



119



120



Put 7 noodles on the board as shown in each puzzle. Do not move noodles that are in position. To solve the puzzle, fill up the remaining spaces with the last 5 noodles.

Level 5 Expert

121



122



123




124



125



126



Put 7 noodles on the board as shown in each puzzle. Do not move noodles that are in position. To solve the puzzle, fill up the remaining spaces with the last 5 noodles.

127



128



129



130



131



132



Put 7 noodles on the board as shown in each puzzle. Do not move noodles that are in position. To solve the puzzle, fill up the remaining spaces with the last 5 noodles.

Level 6 Genius


133



134



135



136



137




138




Put 6 noodles on the board as shown in each puzzle. Do not move noodles that are in position. To solve the puzzle, fill up the remaining spaces with the last 6 noodles.

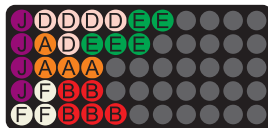
139



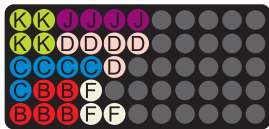
140



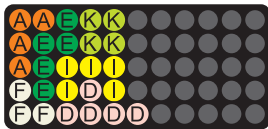
141




142



143




144




Put 6 noodles on the board as shown in each puzzle. Do not move noodles that are in position. To solve the puzzle, fill up the remaining spaces with the last 6 noodles.

Level 6 Genius

145




146



147



148



149



150



Put 6 noodles on the board as shown in each puzzle. Do not move noodles that are in position. To solve the puzzle, fill up the remaining spaces with the last 6 noodles.


151



152




153




154



155




156




Put 6 noodles on the board as shown in each puzzle. Do not move noodles that are in position. To solve the puzzle, fill up the remaining spaces with the last 6 noodles.

Level 6 Genius

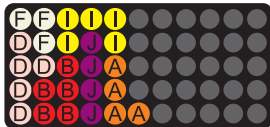
157




158



159




160



161



162



Put 6 noodles on the board as shown in each puzzle. Do not move noodles that are in position. To solve the puzzle, fill up the remaining spaces with the last 6 noodles.

**Now you are ready
to go on to the 3-D
pyramid puzzles!**



3-D Pyramid Puzzles

When you are solving pyramid puzzles, noodles may be stacked horizontally or vertically! Figures 1-9 show just some examples of the way noodles may be placed on the board; you'll have to figure out the rest on your own!



Fig. 1



Fig. 2



Fig. 3



Fig. 4



Fig. 5



Fig. 6




Fig. 7



Fig. 8



Fig. 9



Do not move noodles that you have placed into position according to the diagram.

Use the remaining noodles to fill in the empty spaces.

Challenge Levels for the Pyramid Puzzles

Level	Description of difficulty
Level 1 - Whiz	Moderate to Difficult - this is a brain workout
Level 2 - Expert	Very Difficult - extremely rewarding to complete one of these
Level 3 - Genius	Advanced - Wow! We're impressed if you can solve Level 3 pyramids.

Instructions for 3-D pyramid puzzles


1. Remove the 12 noodles. Turn the box over so the pyramid puzzle board faces upward (see figure 1).
2. Turn to a 3-D puzzle (see figure 2).
Using the diagram to guide you, put the 11 noodles on the board (see figure 3).
3. Complete the pyramid shape with the last noodle. When you have built a 5-level pyramid, the puzzle is solved!

Repeat steps 2-3 for the remaining puzzles. After completing Level 1, go on to Levels 2 and 3.

1



2



Choose your puzzle.

3



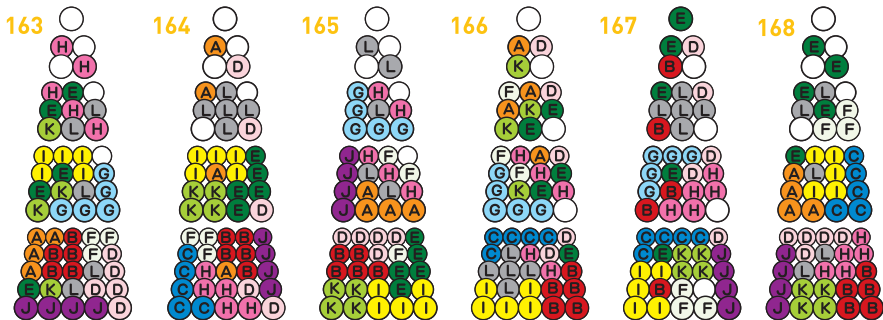
Set up the puzzle.

4

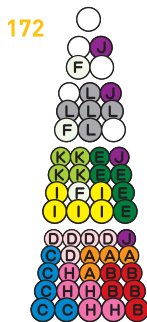
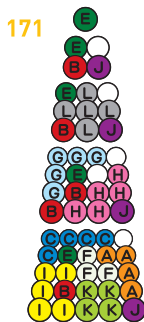


Solve the puzzle.

3D Level 1 Whiz

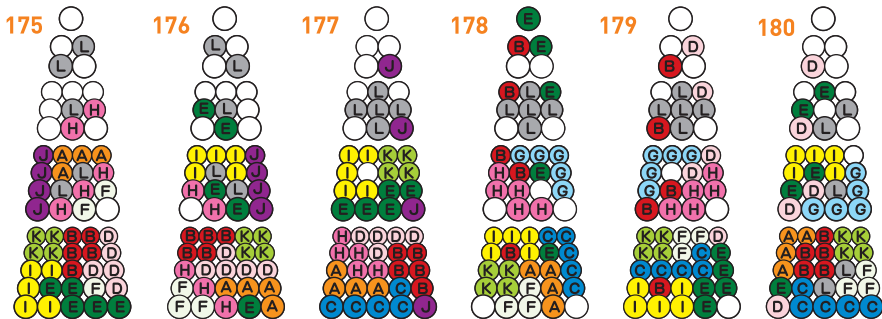


Put 11 noodles on the puzzle board as shown. Then place the 1 remaining noodle into position to complete the pyramid.

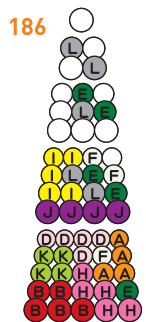
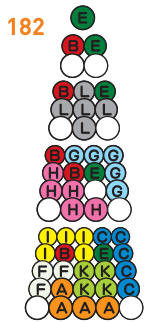
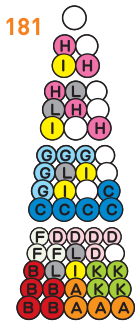


Put 11 noodles on the puzzle board as shown. Then place the 1 remaining noodle into position to complete the pyramid.

3D Level 2 Expert

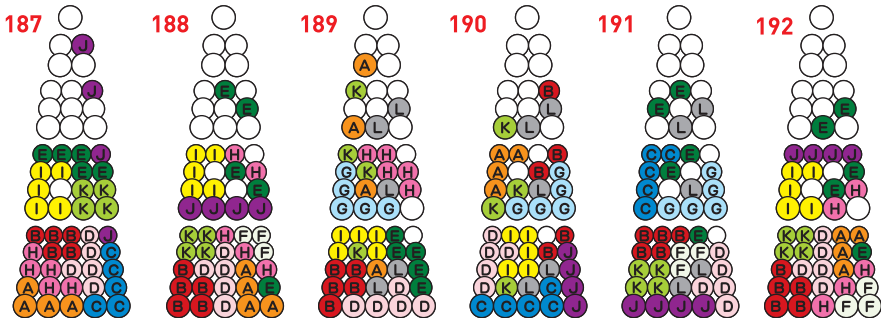


Put 10 noodles on the puzzle board as shown. Then place the 2 remaining noodles into position to complete the pyramid.

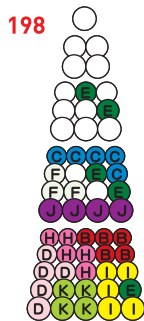
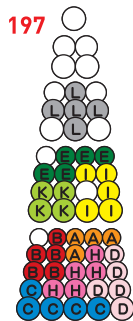
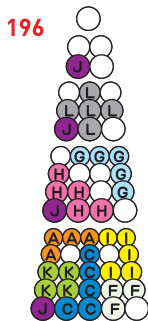
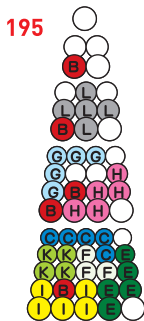
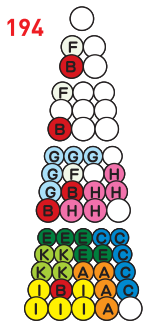
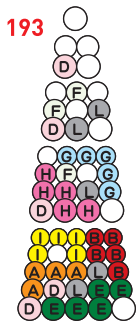


Put 10 noodles on the puzzle board as shown. Then place the 2 remaining noodles into position to complete the pyramid.

3D Level 3 Genius

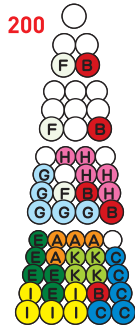
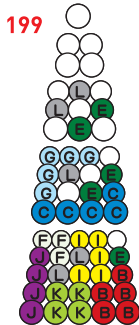


Put 9 noodles on the puzzle board as shown. Then place the 3 remaining noodles into position to complete the pyramid.



Put 9 noodles on the puzzle board as shown. Then place the 3 remaining noodles into position to complete the pyramid.

3D Level 3 Genius



Put 9 noodles on the puzzle board as shown. Then place the 3 remaining noodles into position to complete the pyramid.

Congratulations!

You've made it through all the Kanoodle puzzles! You're a Kanoodle Master!



Love these challenging puzzles?
Collect all of the Kanoodle brain
games – perfect for geniuses of
all ages!



EI-3078
Ages 4-7+



EI-3026
Ages 8+



EI-3023
Ages 8+

U.S.A PAT. NO. 6220919 CHINA PAT. NO. 992489393
JAPAN PAT. NO. 3068102 GERMANY PAT. NO. 29917479.4
TAIWAN PAT. NO. 116235 HONG KONG PAT. NO. 1047864

© Educational Insights, Gardena, CA (U.S.A.). All rights reserved.
Learning Resources Ltd., Bergen Way, King's Lynn, Norfolk, PE30 2JG, UK.
Please retain the package for future reference. Made in Taiwan.
educationalinsights.com



**Educational
Insights®**