

Ages 8 to Adult

KANOODLE®

EXTREME

Cross-train your brain!

Includes
303
brain-busting
puzzles!

WARNING:
CHOKING HAZARD—Small parts.
Not for children under three (3) years.



Educational
Insights®

Kanoodle® Genius
The ultimate brain workout!
•202 puzzles
•Advanced version of the
original Kanoodle®

Includes
202
ADVANCED
puzzles!

Kanoodle®
The original caboodle of
brain-teasing puzzles!
•101 puzzles
•Simpler puzzles and puzzle
pieces for younger players

Includes
101
puzzles!

Check out more
brain-building puzzles
in the Kanoodle line!



KANOODLE EXTREME

Kanoodle Extreme is a collection of fun, logical-thinking puzzles for adults and kids. It exercises spatial reasoning and critical thinking skills. It's great for children and helps them to develop their focus and their self-confidence through independent problem solving.



Sliding 2-D puzzles



2-D puzzles



3-D puzzles

For adults, these puzzles help maintain lifetime cognitive function. Exercising the brain is great for all ages! Kanoodle Extreme includes 303 puzzles, perfect for everyone from puzzle-loving children to puzzle-master adults. The portable case makes it easy to carry Kanoodle Extreme with you everywhere you go.

The Puzzles

There are 3 types of puzzles included in Kanoodle Extreme:



Sliding 2-D puzzles

The 100 sliding 2-D puzzles use the sliding lid of the carrying case to change the size of the puzzle board. Insert the guide into the carrying case and the window in the puzzle board reveals the pieces to use to complete the puzzle. **Slide the lid to increase the level of difficulty.** Are you ready for the challenge?




2-D puzzles

Take the lid off of the carrying case and arrange the starting pieces of the puzzles according to one of the 103 puzzle diagrams. Use the remaining pieces and fill in the spaces to solve the puzzle. **Puzzles increase in level of difficulty (puzzle numbers that share the same color have the same level of difficulty).** 2-D puzzles are a great place to start for young Kanoodlers.

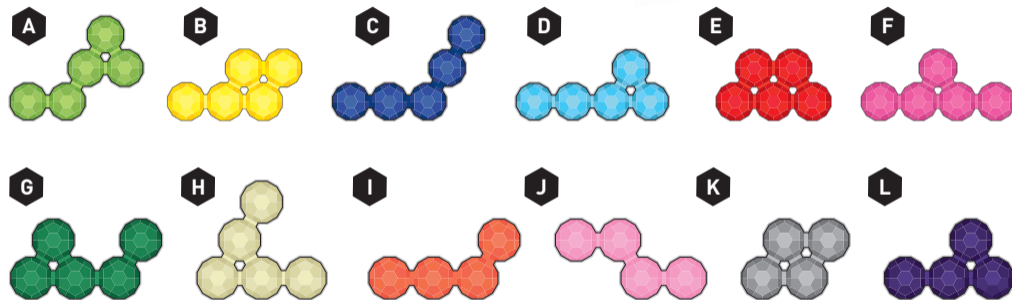
3-D pyramid puzzles

Use the top of the carrying case to challenge yourself to one of the 100 3-D pyramid puzzles. Arrange the starting puzzle pieces according to the 3-D diagram. Use the remaining pieces to create a 3-D pyramid. **Puzzles increase in level of difficulty (puzzle numbers that share the same color have the same level of difficulty).** Sounds easy? These 3-D puzzles will definitely give your brain a workout!



The Noodles

Kanoodle Extreme puzzles use these 12 noodles (puzzle pieces). Each noodle is unique and designated with a letter. Each puzzle has a diagram, indicating how to use the noodles. 2-D puzzles and 3-D pyramid puzzles use all 12 noodles. Sliding 2-D puzzles use 5 to 9 noodles.



Sliding 2-D Puzzles



1E



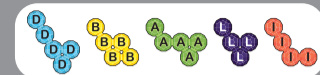
1D



1C



1B



1A

1



2E



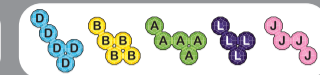
2D



2C



2B




2A

2

Instructions for Sliding 2-D Puzzles




Find Challenge 1 in this puzzle book. Fold the book and insert it into the slot in the carrying case. Each challenge contains 5 puzzles.



Cover the puzzle board with the lid and make sure that puzzle 1A is showing through the window. The window reveals the 5 puzzle pieces used in the puzzle.



Arrange the 5 puzzle pieces on the puzzle board to solve puzzle 1A.



To go on to the next puzzle, press the two tabs on the lid and slide the lid to the left. The window reveals the additional piece needed to solve puzzle 1B.



Repeat steps 3 and 4 to solve all the puzzles in Challenge 1.



When all 5 puzzles of Challenge 1 have been solved, you're ready to move on. Turn to Challenge 2, fold the book and slide it into the slot.

Sliding 2-D Puzzles



3E



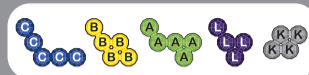
3D



3C



3B



3A

3



3E



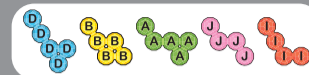
3D



3C



3B



3A

4

Instructions for Sliding 2-D Puzzles

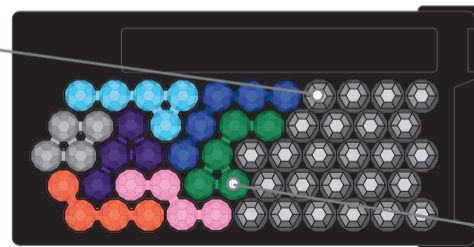
2-D Puzzles

To start solving 2-D puzzles, take the lid off of the case and set it aside. You'll be using all of the spaces on the puzzle board for 2-D puzzles. Pick a 2-D puzzle and follow the diagram to start.

Why are some Spaces Colored?

In a 2-D puzzle, Colored spaces with letters indicate which noodles you should use and where to place them to set up the problem.

Use only the remaining noodles to fill in the empty spaces.



Do not move noodles once you have placed them into position according to the diagram.

Sliding 2-D Puzzles



5E



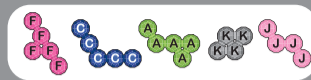
5D



5C



5B



5A

5



6E



6D



6C



6B




6A

6

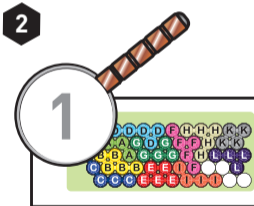
Solving 2-D puzzles

1. Remove the 12 noodles from the case (see figure 1).
2. Turn to 2-D Puzzle 1 (see figure 2). Place the 11 noodles on the board, exactly as shown in the picture (see figure 3).
3. Fill up the empty space with the remaining noodle (see figure 4). You've completed a 2-D puzzle!

1



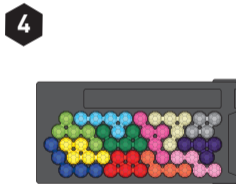
2



3



4



Sliding 2-D Puzzles



7E



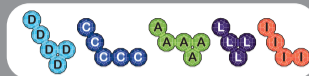
7D



7C



7B



7A

7



8E




8D



8C



8B



8A

8

2-D Puzzles

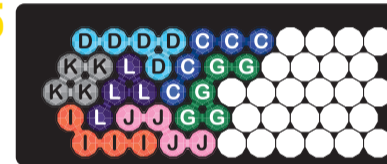
1



2



5



6



3



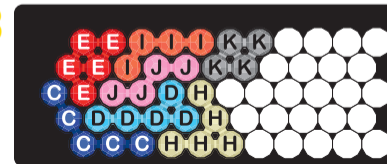
4



7



8



Sliding 2-D Puzzles



9E



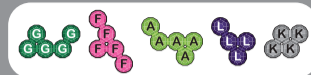
9D



9C



9B



9A

9



10E



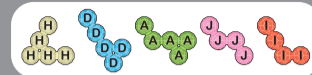
10D



10C



10B



10A

10

2-D Puzzles

9




10




13




14




11




12



15



16



Sliding 2-D Puzzles



11E



11D



11C



11B



11A

11



12E



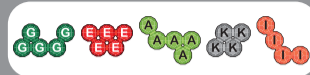
12D



12C



12B

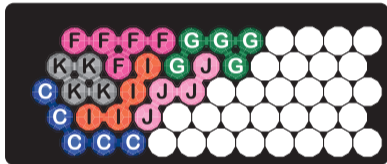


12A

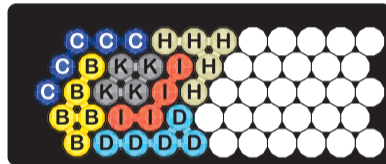
12

2-D Puzzles


17



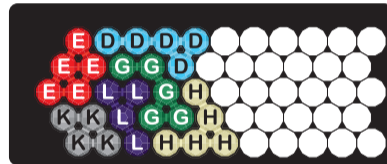
18



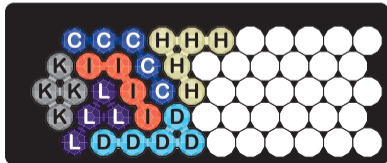
21



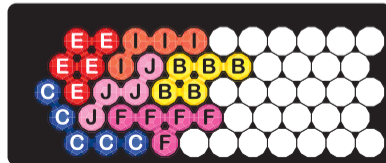
22



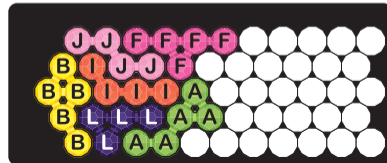
19




20



23



24



Sliding 2-D Puzzles



13E



13D



13C



13B



13A

13



14E



14D



14C



14B




14A


14

2-D Puzzles

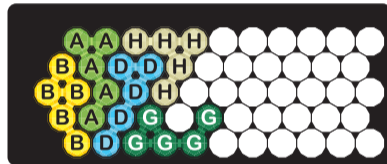
25



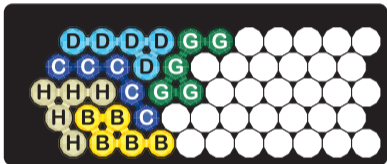
26



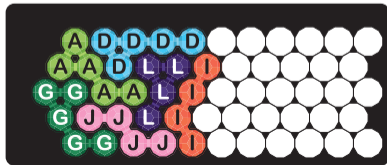
29



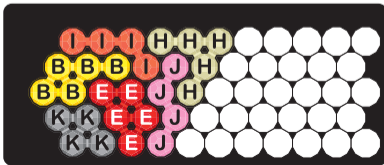
30



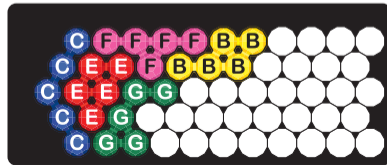
27



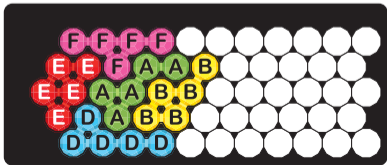
28



31



32



Sliding 2-D Puzzles



15E



15D



15C



15B



15A

15



16E



16D



16C



16B

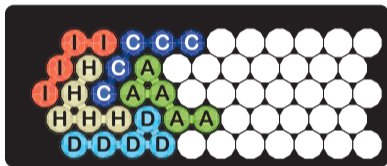


16A

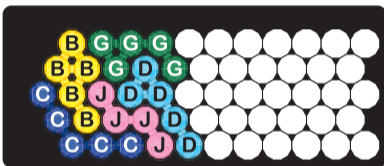
16

2-D Puzzles

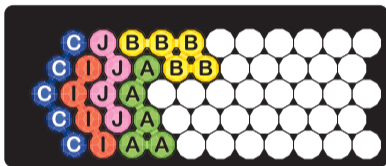
33




34



37



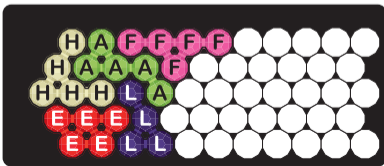
38




35



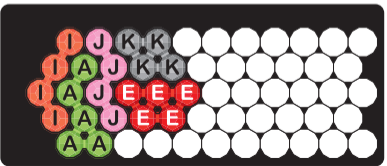
36



39



40



Sliding 2-D Puzzles



17E



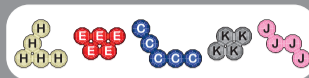
17D



17C



17B



17A

17



18E



18D



18C



18B




18A

18

2-D Puzzles


41



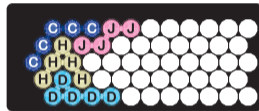
42



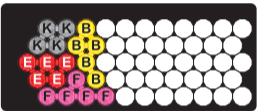
43



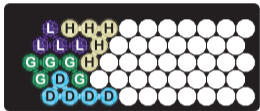
50




51



52




44



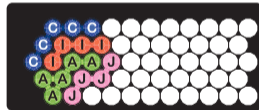
45



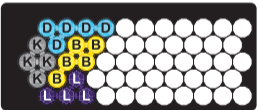
46




53



54



55



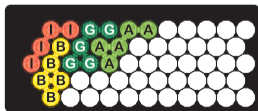
47



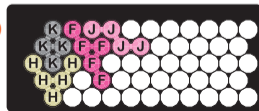
48



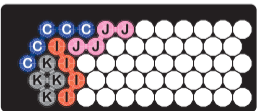
49



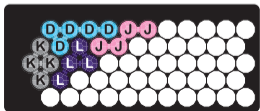
56



57



58



Sliding 2-D Puzzles



19E



19D



19C



19B



19A

19



20E



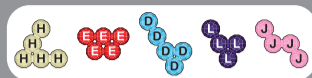
20D



20C



20B



20A

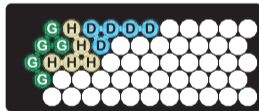
20

2-D Puzzles

59



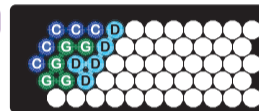
62



65



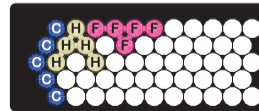
60



63



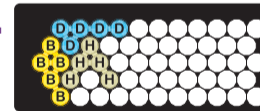
66



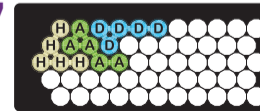
61



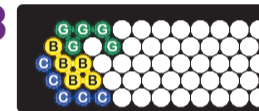
64




67



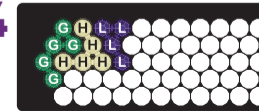
68




71



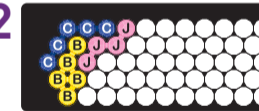
74



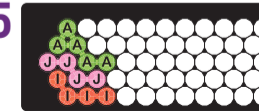
69



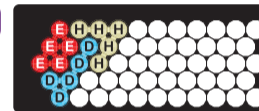
72



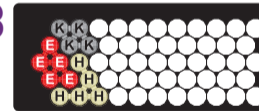
75



70



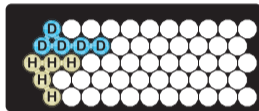
73




76



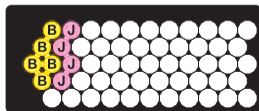
77



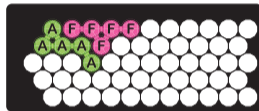
80




83




78



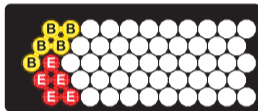
81



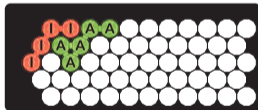
84



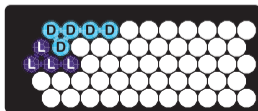
79



82




85




86




89



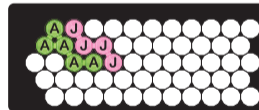
92



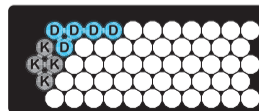
87




90



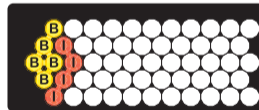
93



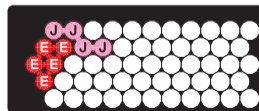
88



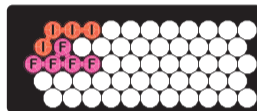
91




94




95



96




97




98



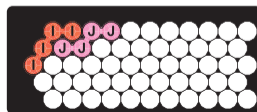
99



100



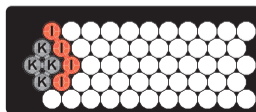
101



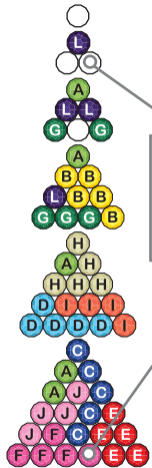
102



103



Congratulations on finishing the 2-D puzzles!



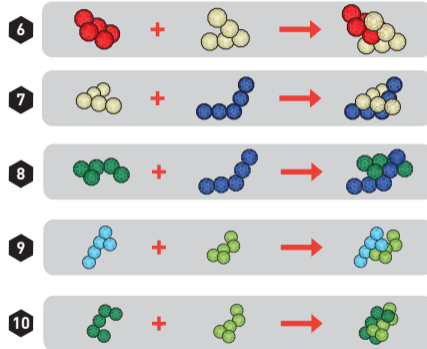
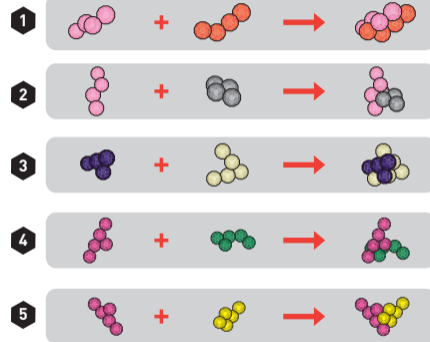
Use only the remaining noodles to fill in the empty spaces.

Do not move noodles once you have placed them into position according to the diagram.

Instructions for 3-D Pyramid Puzzles

3-D Pyramid Puzzles

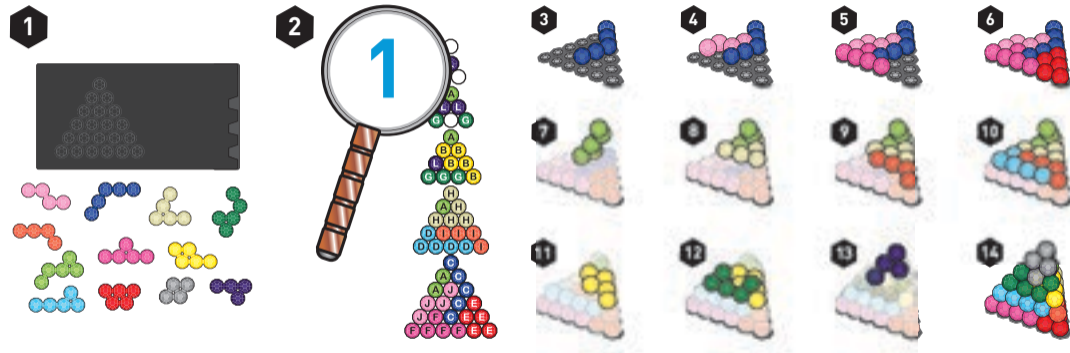
When you are solving pyramid puzzles, noodles may be stacked horizontally or vertically! Figures 1-10 show just some examples of the way noodles may be placed on the board; you'll have to figure out the rest on your own!

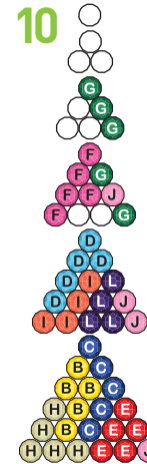
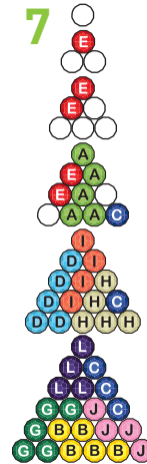
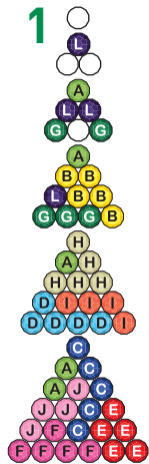


Solving 3-D Pyramid Puzzles


1. Use the top of the lid for 3-D pyramid puzzles (see figure 1).
2. Turn to 3-D Puzzle 1 (see figure 2). Use the diagram to guide you. Place the 11 noodles on the board (see figure 3-13).
3. Complete the pyramid shape with the remaining noodle (see figure 14).
You've completed a 3-D puzzle!

Repeat steps 2 and 3 for the puzzles on the following pages. It's best to begin with the easier puzzles and work your way up to the more difficult ones as you gain proficiency. The more puzzle pieces missing in the starting diagram, the harder the puzzle.






11



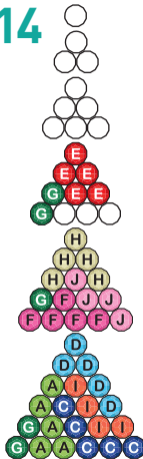
12



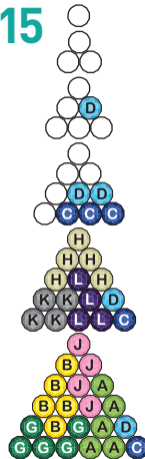
13



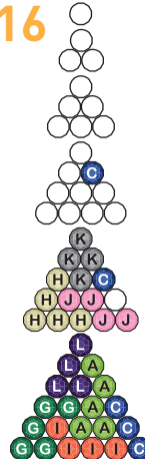
14



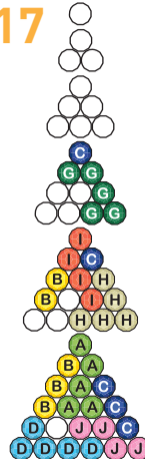
15



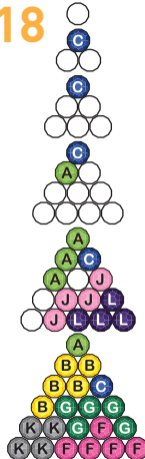
16



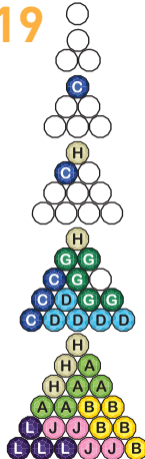
17



18



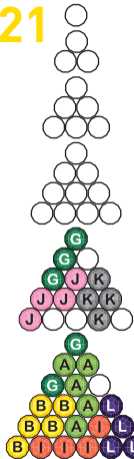
19



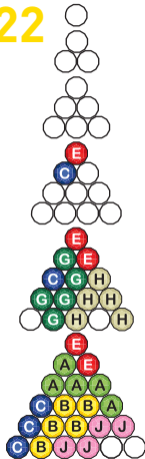
20



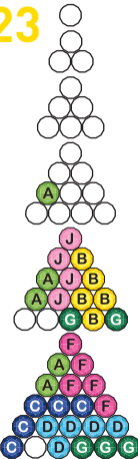
21




22



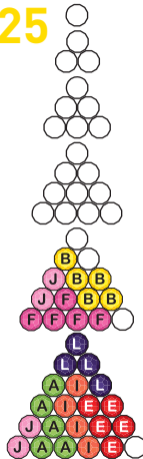
23



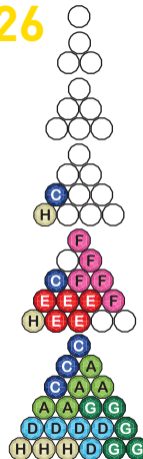
24



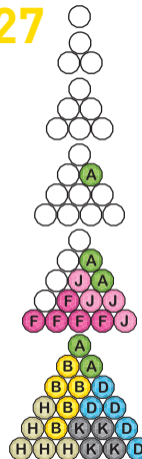
25




26




27



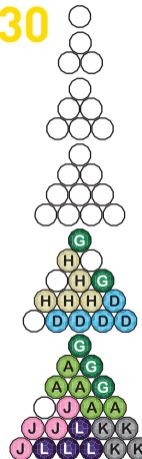
28



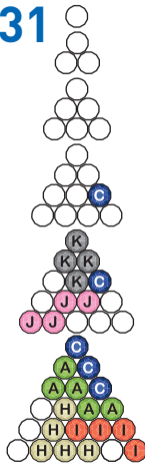
29



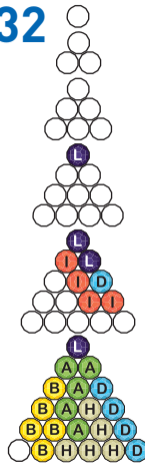
30




31



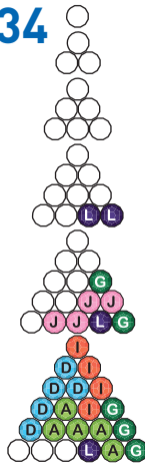
32



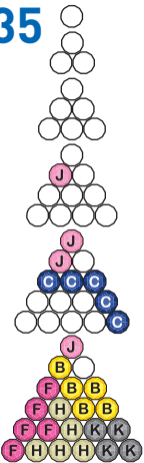
33




34



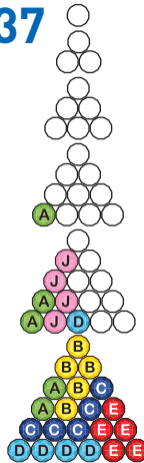
35




36



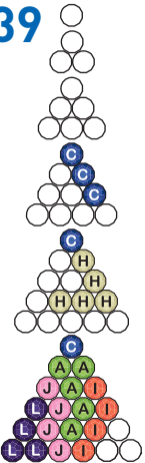
37



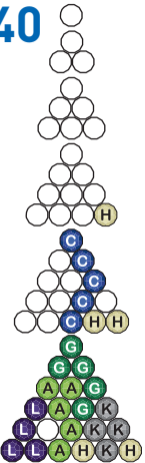
38




39



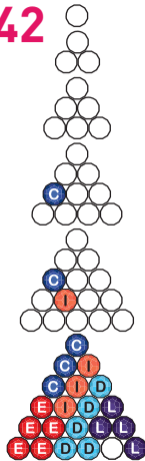
40



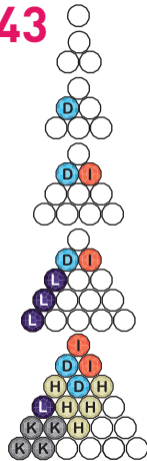
41



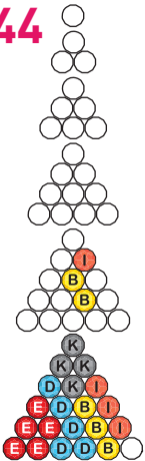
42



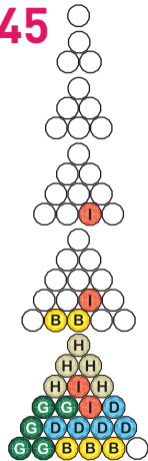
43



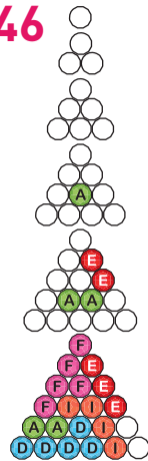
44



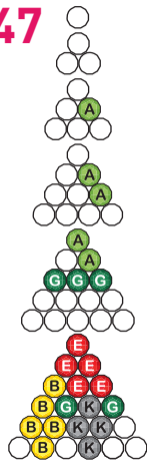
45



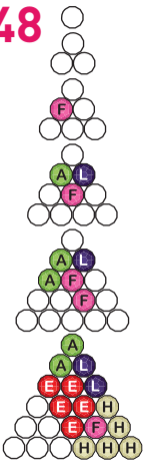
46



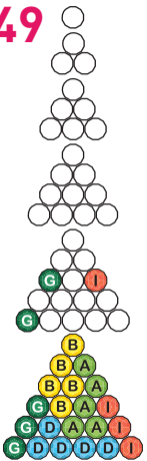
47



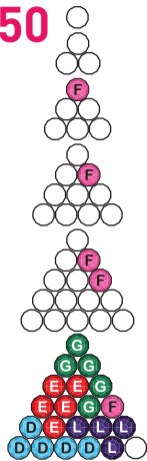
48




49



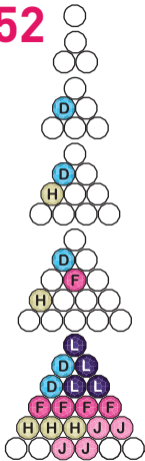
50



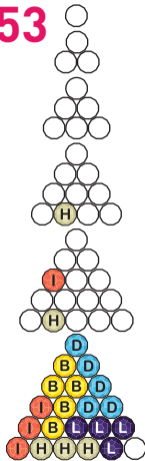
51



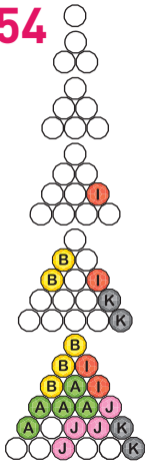
52



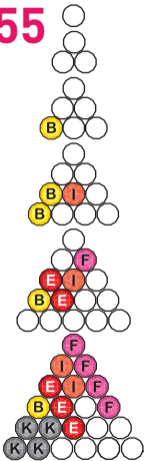
53



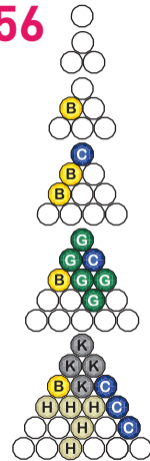
54



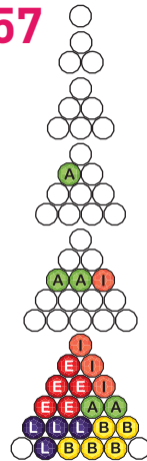
55



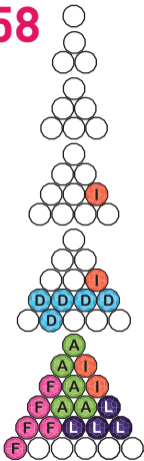
56



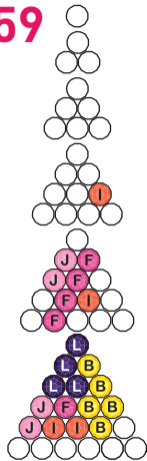
57



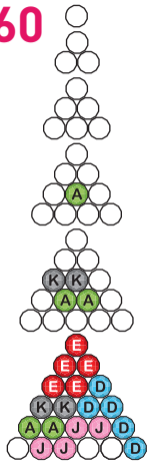
58



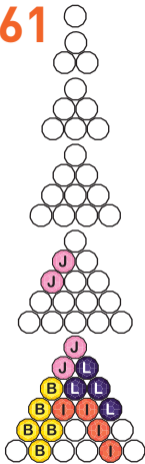
59



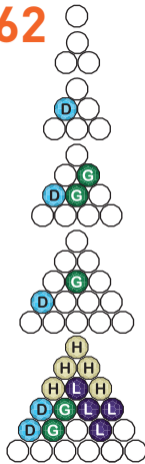
60




61



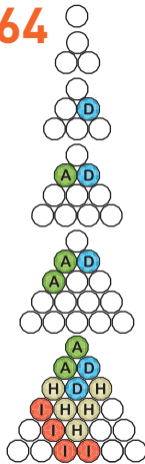
62



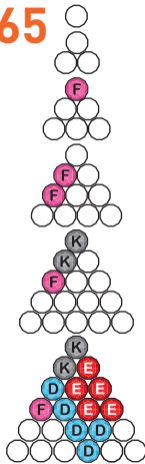
63



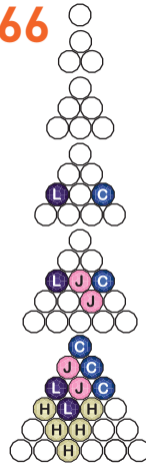
64



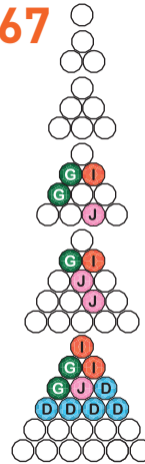
65



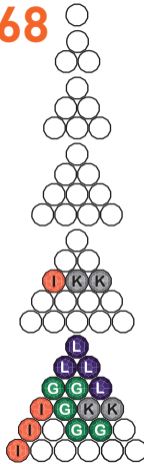
66



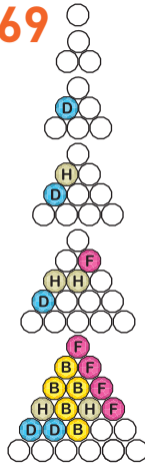
67



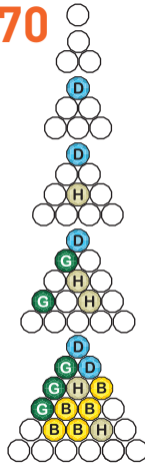
68



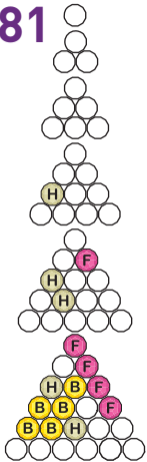
69




70



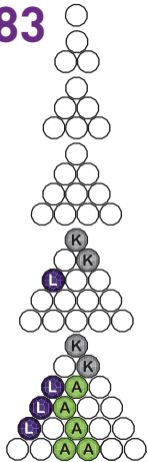
81



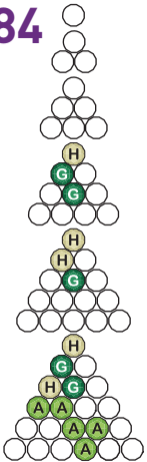
82



83



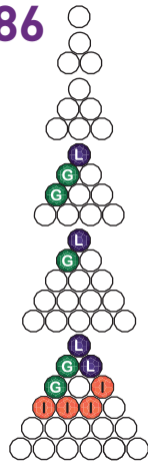
84




85



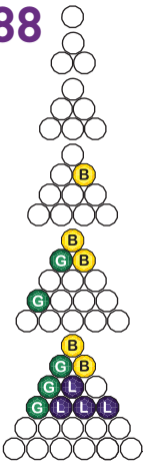
86



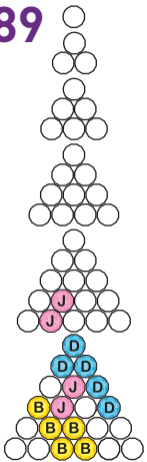
87



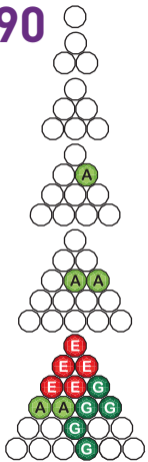
88



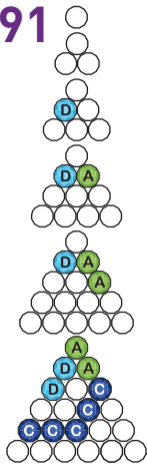
89



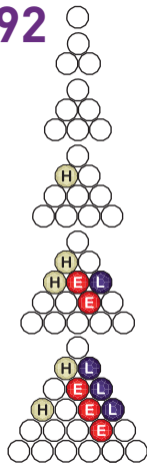
90




91



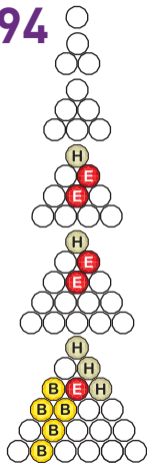
92



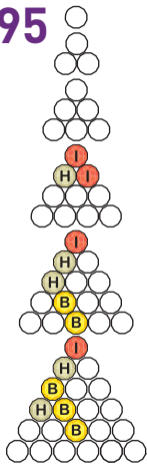
93



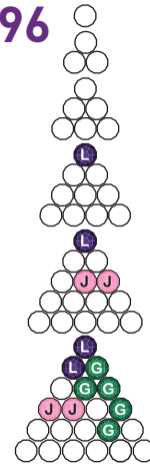
94




95



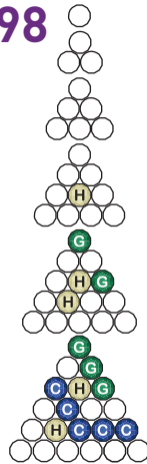
96



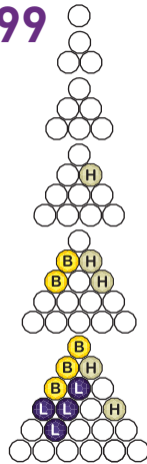
97



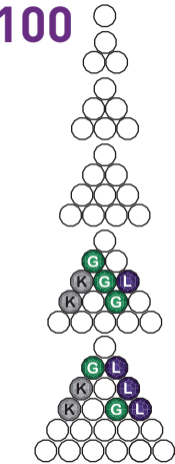
98



99



100





**Congratulations! You've
finished all 303 puzzles!
Now that's Extreme!**

